



WELCOME TO

**Back to School
Night!**

2023-2024 SCHOOL YEAR

CONTACT INFORMATION

01

REMIND

Click [HERE](#)

02

EMAIL

matthew_salazar@chino.k12.ca.us

03

PHONE

(909) 947-9479

04

SEND A NOTE



IMPORTANT TIMES TO REMEMBER



DROP OFF

7:45 - through the red
Kinder gates



PICKUP

11:10 - red kinder gates





Daily Schedule

Circle Time (Pledge of Allegiance, songs, alphabet)

Language Arts

Reading Groups

Nutrition/Lunch

Technology



Math

Science/Art/Social Studies/Centers





SNACK

1. Water ONLY
 2. 1-2 HEALTHY snacks
 3. Please NO juice, candy or chips
- 
- 



Recommended School Supplies

Click link above

A dark grey background with a rainbow in the top left corner, a cloud in the top right, and a cloud in the bottom left. Small white stars are scattered across the background.

Six Sets of Sight Words

Orange – Yard Sign

Yellow – Pizza Party

Green - Big Kids Playground

Blue – Popsicle


Purple – Dance Party

Pink – Medal

**Last day to pass the First Set of Sight
words is September 29th**





Homework Policy

- HW Folders will go home every Friday, starting this Friday
 - Students will return them to school on Thursdays.
 - Homework will consist of...
 - At home Family Projects
 - Nightly Reading
 - Reading Bingo
 - Assigned Math pages from their Black Math Book
 - Practice Letters, Sounds, Numbers and Sight Words.
 - Complete anything that was not finished in class.
- 



Backpacks

Moving forward, students only need to bring backpacks on Fridays. That is when HW folders will be going home and all other weekly work.

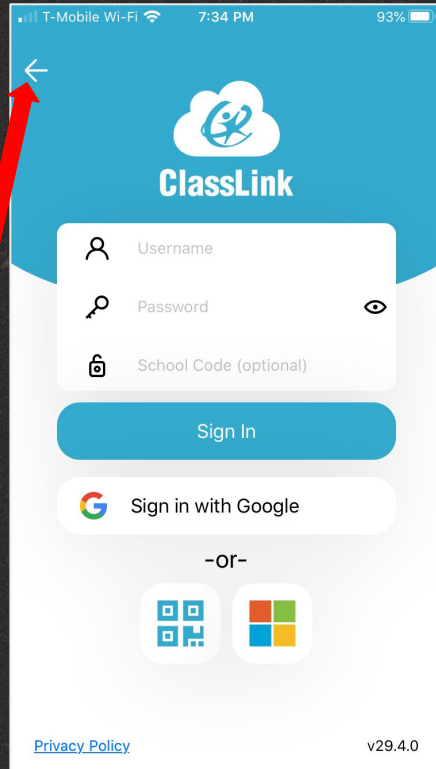


Download ClassLink to your phone

Step 1: Download ClassLink App onto your phone

Step 2: Click here

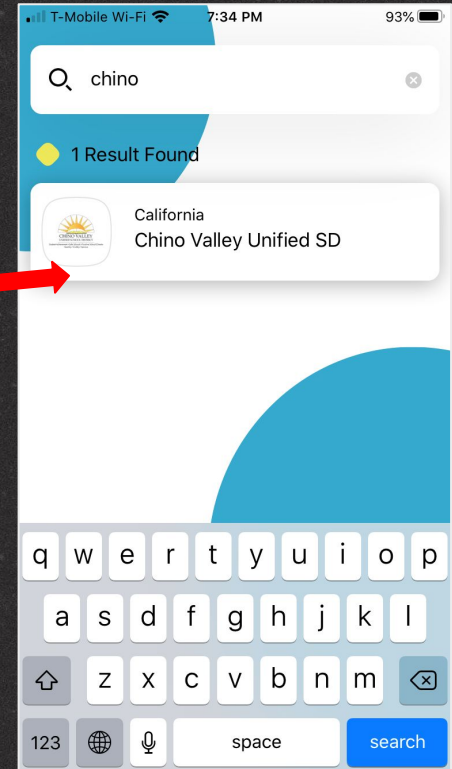
**Click HERE to
access
ClassLink**



The screenshot shows the ClassLink app interface. At the top, there's a blue header with the ClassLink logo. Below it, there's a white box containing login fields: 'Username', 'Password' (with an eye icon for toggling visibility), and 'School Code (optional)'. A blue 'Sign In' button is below these fields. Further down, there's a 'Sign in with Google' button with the Google logo. Below that, there's a '-or-' separator and two app store icons (App Store and Google Play). At the bottom, there's a 'Privacy Policy' link and the version number 'v29.4.0'. A red arrow points from the 'Click HERE to access ClassLink' text to the back arrow in the top left corner of the app interface.

Step 3: Search for Chino Valley Unified School District and click here

Step 4: Enter your child's username and password




The screenshot shows the search results for 'chino'. The search bar at the top contains the text 'chino'. Below the search bar, it says '1 Result Found'. The result is a card with the California State Education Department logo and the text 'California Chino Valley Unified SD'. A red arrow points from the 'Click here' text to this search result. Below the search results, there's a keyboard with a 'search' button.



Grading

**ESGI Testing
District Exams**

Report Card Grading Scale

- 4 - Excelling
 - 3 - Achieving
 - 2 - Progressing
 - 1 - Beginning/not met
- 

STANDARDS-BASED LEARNING PROGRESSION

1

Developing Proficiency:

Student demonstrates progress toward initial foundational skills of the topic.



2

Approaching Grade Level Standards:

Student demonstrates proficiency on foundational skills of the topic.



3 (Target)

Meets Grade Level Standards:

Student demonstrates proficiency on all grade level skills of the topic.



4

Exceeds Grade Level Standards:

Student demonstrates understanding and performance beyond proficiency and has exceeded the standard.



School and Class Expectations

A vibrant rainbow with a white cloud at its end, positioned in the top right corner of the slide.

01 BE Respectful


02 BE Responsible

03 BE Safe

A white, fluffy cloud graphic located in the bottom left corner of the slide.

Behavior

- PBIS Gold School
- Clip Chart
- Patriot Bucks
 - Student Store
- Class Clip Chart




A vibrant rainbow with red, orange, yellow, green, blue, and purple bands curves from the top left corner. Below it is a white, fluffy cloud with a small purple star on top. The background is dark grey with scattered white stars.

Birthdays

Students may bring goody bags to share with the class.

Students will be able to handout the goody bags at the end of the day.

A vibrant rainbow with red, orange, yellow, green, blue, and purple bands curves from the bottom right corner. Above it is a white, fluffy cloud with a small purple star on top. The background is dark grey with scattered white stars.



Important Dates

Bring in a White T-Shirt to Tie Dye

- This Friday, August 25th

Rainbow Project due

- Friday, September 1st

Parent Teacher Conferences

- September 25th - 29th
- 



Parent Teacher Conferences

To schedule conference, click
[HERE](#)



Dress Code Reminders

- Please no open toe shoes.
- Shoes with Velcro straps OR shoelaces that are tightly tied every morning are highly encouraged





Amazon Wishlish

Click link above



THANK YOU

FOR COMING!

ANY QUESTIONS?